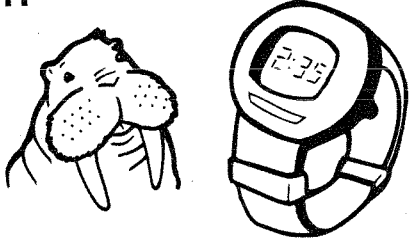




























Same Beginning Sound

Directions: Say the name for each picture. Color the smiley face if the words begin with the same sound. Color the sad face if the words do not begin with the same sound.

1.		2.		3.	
	 		 		 


4.		5.		6.	
	 		 		 

7.		8.		9.	
	 		 		 




Doesn't Belong

Directions: Say the name of the pictures in each row. Color the two pictures that begin with the same sound. Cross off the picture that begins with a different sound.



1.





2.




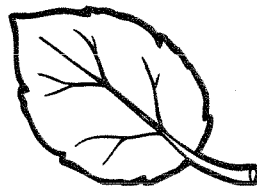

3.





4.



5.





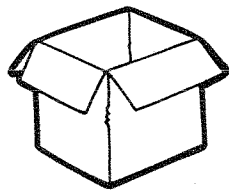










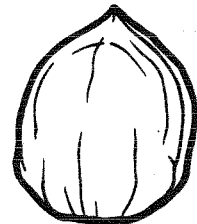





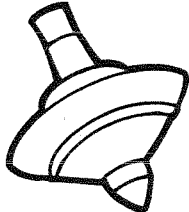



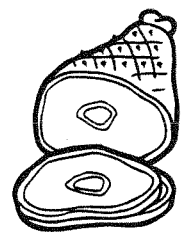






6.



Same Ending Sound

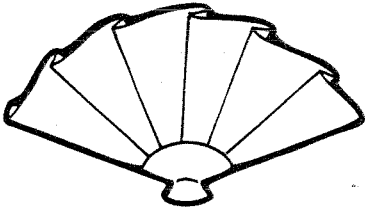
Directions: Say the name of the picture in the first box. Color the pictures in that row that end with the same sound.

1.					
2.					
3.					
4.					
5.					
6.					


Beginning or Ending Sound

Directions: Say the name for each picture. Draw a line from the picture to the nail if the word begins with the same sound as the word "nail." Draw a line from the picture to the can if the word ends with the same sound as the word "can."

1.



2.



3.




4.




5.




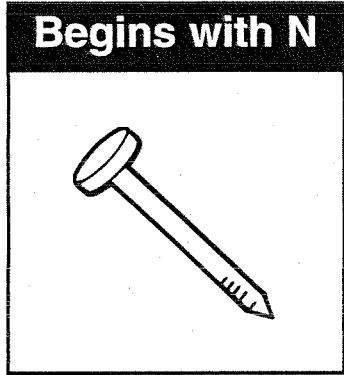
6.



7.





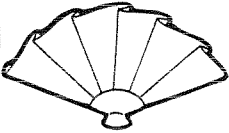






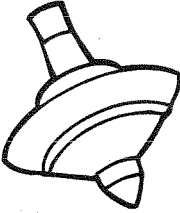


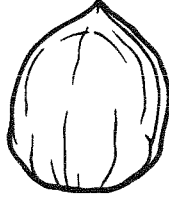





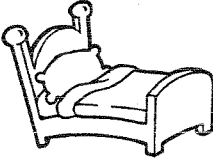





8.



Same Middle Sound

Directions: Say the name of the picture in the first box. Color the picture in the second box if it has the same middle sound. Put an **X** on the picture if it has a different middle sound.

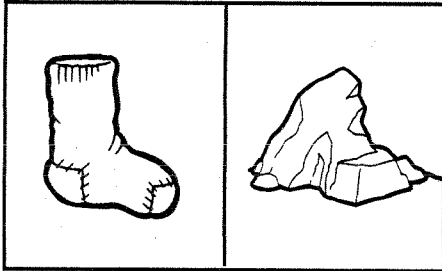
1.		
2.		
3.		
4.		
5.		
6.		

7.		
8.		
9.		
10.		
11.		
12.		


Rhymes or Not?

Directions: Say the names for each pair of pictures. Color the smiley face if the words rhyme. Color the sad face if the words do not rhyme.

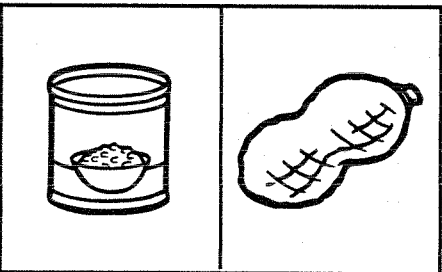
1.




2.



3.



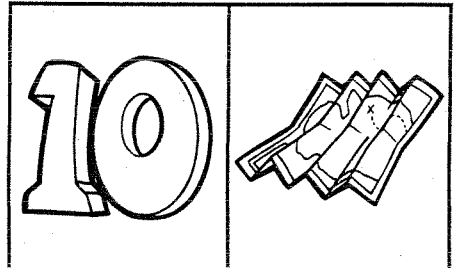
4.




5.




6.



7.



8.



Find Three Rhymes

Directions: Say the name of the picture in the first box. Color the three pictures in each row that rhyme with the name of the picture in the box.

